

Jointing Pavements In New York State

CPTech Center – ACPA Webinar Series
August 18th, 2020



Bill Cuerton
ACPA-NYS
bcuerton@pavement.com
(518) 928-1835

Reminder

New York Examples
Local Experience Matters
Always Contact Your ACPA Chapter









Concrete Pavement Slab Geometry Rules of Thumb

- NYSDOT Uses AASHTO 93
- $L(\text{feet}) = 1.5 - 2.0 \times \text{Thickness}(\text{inches})$. Just L?
- NYSDOT: $L_{max} = 15'$
 $W_{max} = 13'$
 $L_{max} = W_{min} \times 1.33$
 $L_{min} = W_{max} \div 1.33$
- Pavement ME: Geometry is an Input



Manholes and Drainage Structures




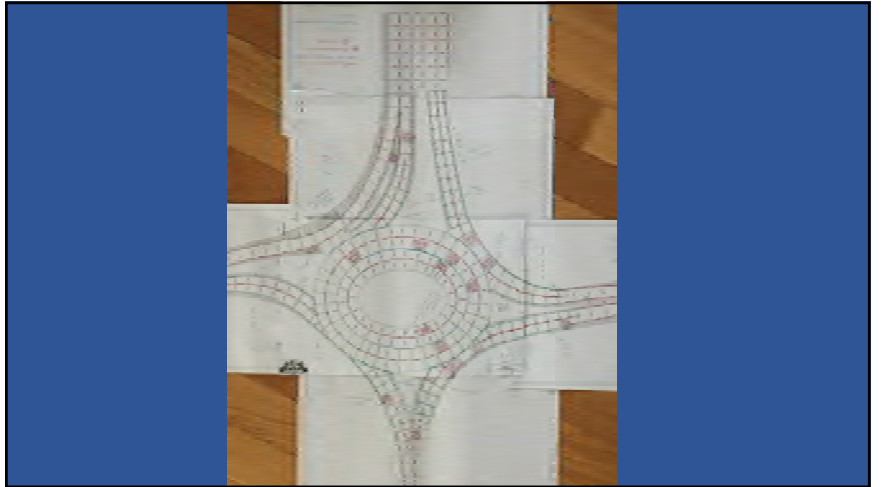






Roundabouts























Ramps and Gores









Joint Sealing

- Fill 'em up
- ASTM D 6690 Type IV
- Fill Is NOT Less Quality





Essential Concrete Pavement Websites

- acpa.org
- wikipave.org
- apps.acpa.org
- cptechcenter.org
- resources.acpa.org
- concretepavements.org
- fhwa.dot.gov/pavement
- pavementdesigner.org
- nrmca.org
- paveahead.com
- pna-inc.com/tcp